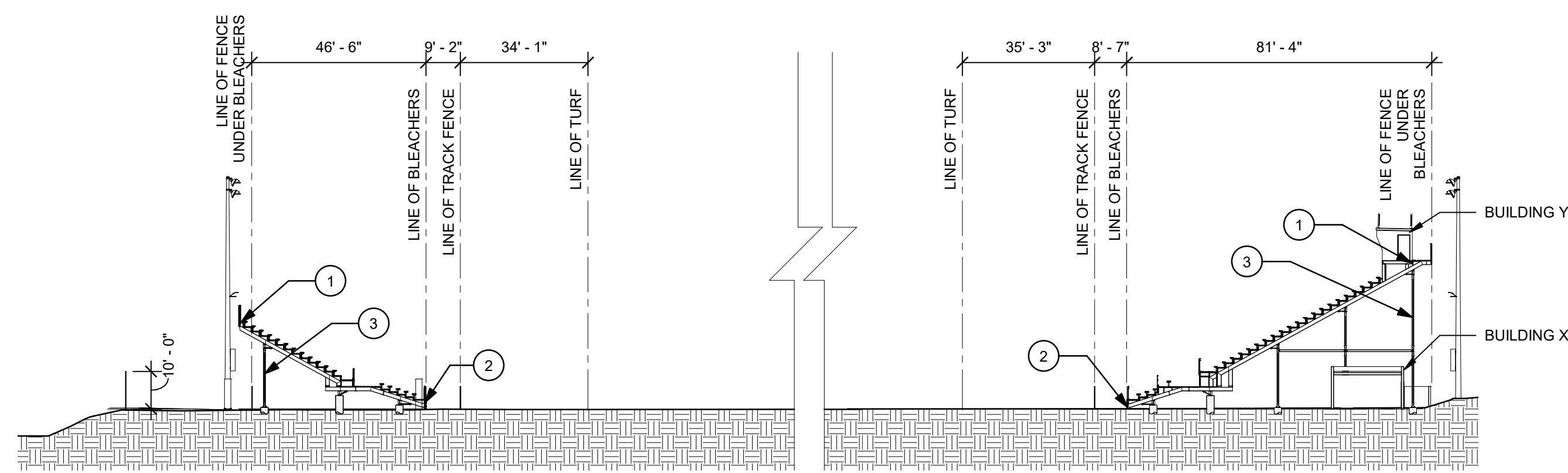
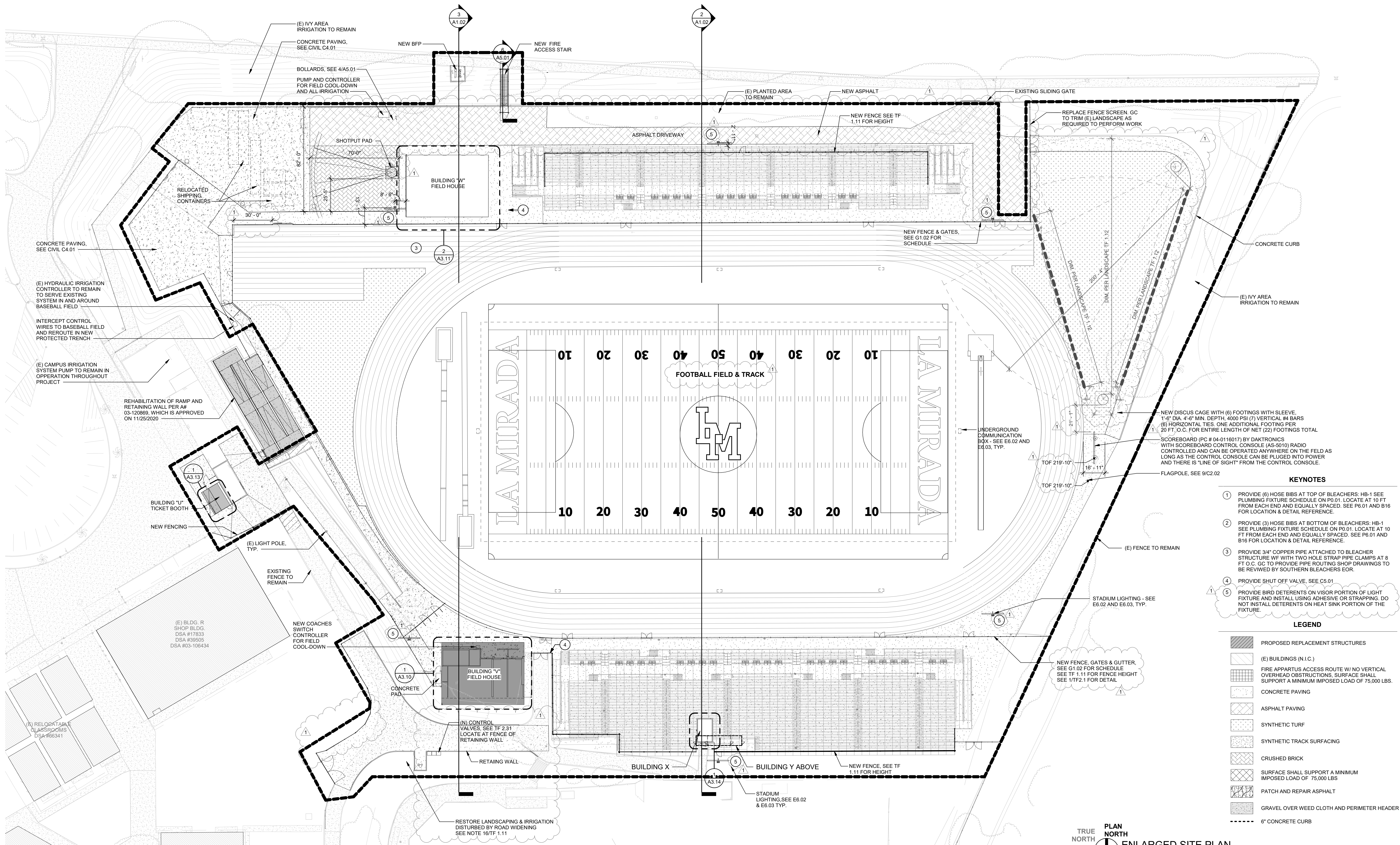


3 SITE SECTION 2
Scale: 1" = 30'-0"



2 SITE SECTION 1
Scale: 1" = 30'-0"




- KEYNOTES**
- PROVIDE (6) HOSE BIBS AT TOP OF BLEACHERS: HB-1 SEE PLUMBING FIXTURE SCHEDULE ON P0.01. LOCATE AT 10 FT FROM EACH END AND EQUALLY SPACED. SEE P6.01 AND B16 FOR LOCATION & DETAIL REFERENCE.
 - PROVIDE (3) HOSE BIBS AT BOTTOM OF BLEACHERS: HB-1 SEE PLUMBING FIXTURE SCHEDULE ON P0.01. LOCATE AT 10 FT FROM EACH END AND EQUALLY SPACED. SEE P6.01 AND B16 FOR LOCATION & DETAIL REFERENCE.
 - PROVIDE 3/4" COPPER PIPE ATTACHED TO BLEACHER STRUCTURE WF WITH TWO HOLE STRAP PIPE CLAMPS AT 8 FT O.C. GC TO PROVIDE PIPE ROUTING SHOP DRAWINGS TO BE REVIEWED BY SOUTHERN BLEACHERS FOR.
 - PROVIDE SHUT OFF VALVE. SEE C5.01
 - PROVIDE BIRD DETERENTS ON VISOR PORTION OF LIGHT FIXTURE AND INSTALL USING ADHESIVE OR STRAPPING. DO NOT INSTALL DETERENTS ON HEAT SINK PORTION OF THE FIXTURE.
- LEGEND**
- PROPOSED REPLACEMENT STRUCTURES
 - (E) BUILDINGS (N.I.C.)
 - FIRE APPARATUS ACCESS ROUTE W/ NO VERTICAL OVERHEAD OBSTRUCTIONS. SURFACE SHALL SUPPORT A MINIMUM IMPOSED LOAD OF 75,000 LBS.
 - CONCRETE PAVING
 - ASPHALT PAVING
 - SYNTHETIC TURF
 - SYNTHETIC TRACK SURFACING
 - CRUSHED BRICK
 - SURFACE SHALL SUPPORT A MINIMUM IMPOSED LOAD OF 75,000 LBS
 - PATCH AND REPAIR ASPHALT
 - GRAVEL OVER WEED CLOTH AND PERIMETER HEADER
 - 6" CONCRETE CURB

TRUE NORTH
PLAN NORTH
1 ENLARGED SITE PLAN
Scale: 1" = 30'-0"

REVISIONS

1 ADDENDUM 1 02/01/2022

THIS APPROVAL IS FOR ITEMS WITHIN CLOUDED AREAS ONLY. FOR OTHER INFORMATION NOT CONTAINED WITHIN CLOUDED AREAS, REFER TO ORIGINAL DSA APPROVED PLANS.
DO NOT USE THESE PLANS AS SUBSTITUTE FOR THE ORIGINAL DSA APPROVED PLANS.



NORWALK LA MIRADA UNIFIED SCHOOL DISTRICT
LA MIRADA HIGH SCHOOL NEW FOOTBALL STADIUM PROJECT
13520 ADELA DRIVE, LA MIRADA, CA 90638

DSA # 03-120551

NAC
ARCHITECTURE

NAC NO. 161-19015
DATE 02/01/2022

ADDENDUM 1

ENLARGED SITE PLAN

A1.02